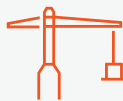




REASONS TO CONSIDER

**Compelling Need**

The American Society of Civil Engineers assigned a letter grade of C- to the state of U.S. infrastructure in its 2021 report card, highlighting the need for investment.⁽¹⁾

**Multiple Catalysts**

The Infrastructure Investment and Jobs Act (2021) and the Inflation Reduction Act (2022) directed unprecedented levels of federal spending. But the scale and long-term nature of this issue will require additional investment from state and local governments, as well as public-private partnerships.

**Unconstrained Approach**

As the economy evolves, so do infrastructure needs. PAVE seeks to capture this trend by investing in companies that are part of the infrastructure theme, regardless of sector or industry classification.

KEY INFORMATION

Inception Date	03/06/2017
Underlying Index	Indxx U.S. Infrastructure Development Index
Number of Holdings	99
Assets Under Management	\$4,004.11 mil
Total Expense Ratio	0.47%
Distribution Frequency	Semi-Annually

TRADING DETAILS

Ticker	PAVE
CUSIP	37954Y673
Exchange	Cboe
Bloomberg IOPV Ticker	PAVEIV
Index Ticker	IPAVE

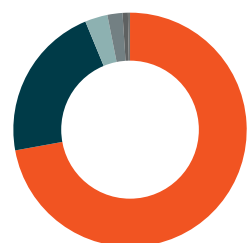
PERFORMANCE (%)

	1M	YTD	1Y	3Y	5Y	Since Inception
NAV	-1.20%	2.94%	6.63%	23.67%	11.36%	10.74%
Market Price	-1.12%	2.98%	6.55%	23.64%	11.34%	10.74%
Index	-1.15%	3.13%	7.10%	24.35%	11.92%	11.30%

The performance data quoted represents past performance and does not guarantee future results. Investment return and principal value of an investment will fluctuate so that an investor's shares, when sold or redeemed, may be worth more or less than their original cost. Current performance may be higher or lower than the performance quoted. High short-term performance, when observed, is unusual and investors should not expect such performance to be repeated. Returns for periods greater than one year are annualized.

[Click here](#) for standard performance as of the most recent quarter-end.

SECTOR BREAKDOWN (%)

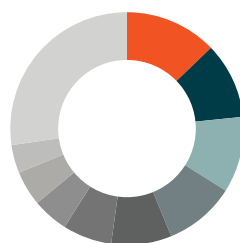


Industrials	72.16%
Materials	21.59%
Utilities	3.13%
Information Technology	2.09%
Consumer Discretionary	0.74%
Financials	0.29%

TOP 10 HOLDINGS (%) *Holdings Subject to Change*

Eaton Corp Plc	3.44%	Trane Technologies Plc	2.95%
Fastenal Co	3.41%	Vulcan Materials Co	2.90%
Parker Hannifin Corp	3.19%	Union Pacific Corp	2.84%
Rockwell Automation Inc	3.14%	Quanta Services Inc	2.84%
Csx Corp	2.97%	Sempra Energy	2.81%

INDUSTRY BREAKDOWN (%)



Electrical Products	12.80%
Engineering & Construction	10.59%
Industrial Machinery	10.57%
Steel	9.85%
Railroads	8.36%
Construction Materials	6.81%
Trucks/Construction/Farm Machinery	4.99%
Wholesale Distributors	4.86%
Electronic Equipment/Instruments	3.90%
Others*	27.28%

* Finance/Rental/Leasing 3.67%, Industrial Conglomerates 3.44%, Miscellaneous Manufacturing 3.25%, Electric Utilities 2.74%, Metal Fabrication 2.69%, Building Products 2.65%, Aerospace & Defense 2.02%, Chemicals: Major Diversified 1.56%, Industrial Specialties 1.53%, Aluminum 1.29%, Environmental Services 0.88%, Forest Products 0.48%, Gas Distributors 0.45%, Telecommunications Equipment 0.36%, Chemicals: Specialty 0.27%



DEFINITIONS

Indxx U.S. Infrastructure Development Index

The Indxx U.S. Infrastructure Development Index is designed to measure the performance of U.S. listed companies that provide exposure to domestic infrastructure development, including companies involved in construction and engineering, production of infrastructure raw materials, composites and products, industrial transportation and producers/distributors of heavy construction equipment.

(1) American Society of Engineers, Mar 2021

Investing involves risk, including the possible loss of principal. Narrowly focused investments typically exhibit higher volatility. Investments in infrastructure-related companies have greater exposure to the potential adverse economic, regulatory, political and other changes affecting such entities. Investment in infrastructure-related companies are subject to various risks including governmental regulations, high interest costs associated with capital construction programs, costs associated with compliance and changes in environmental regulation, economic slowdown and excess capacity, competition from other providers of services and other factors. PAVE is non-diversified. The information provided is not intended for trading purposes, and should not be considered investment advice.

Carefully consider the Fund's investment objectives, risk factors, charges, and expenses before investing. This and additional information can be found in the Fund's full or summary prospectus, which may be obtained by calling 1.888.493.8631, or by visiting globalxetfs.com. Please read the prospectus carefully before investing.

Shares of ETFs are bought and sold at market price (not NAV) and are not individually redeemed from the Fund. Brokerage commissions will reduce returns. Beginning October 15, 2020, market price returns are based on the official closing price of an ETF share or, if the official closing price isn't available, the midpoint between the national best bid and national best offer ("NBBO") as of the time the ETF calculates current NAV per share. Prior to October 15, 2020, market price returns were based on the midpoint between the Bid and Ask price. NAVs are calculated using prices as of 4:00 PM Eastern Time. The returns shown do not represent the returns you would receive if you traded shares at other times. Indices are unmanaged and do not include the effect of fees, expenses or sales charges. One cannot invest directly in an index.

Global X Management Company LLC serves as an advisor to the Global X Funds. The Funds are distributed by SEI Investments Distribution Co. (SIDCO, 1 Freedom Valley Drive, Oaks, PA, 19456), which is not affiliated with Global X Management Company LLC or Mirae Asset Global Investments. Global X Funds are not sponsored, endorsed, issued, sold or promoted by Indxx, nor does Indxx make any representations regarding the advisability of investing in the Global X Funds. Neither SIDCO, Global X nor Mirae Asset Global Investments are affiliated with Indxx.